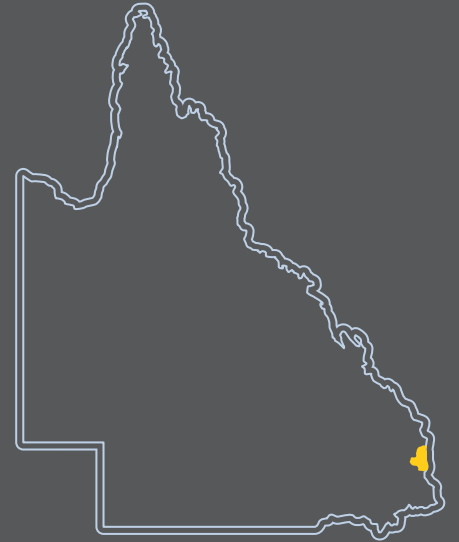


Regional Profile 2018-19

Sunshine Coast



Construction activity is expected to continue experiencing modest growth against the backdrop of a solid economy. Like other SEQ regions, the baton is expected to be passed to the civil sector as the next source of growth. Tradespeople in the region are forecast to be the busiest in SEQ but the large pool of available skilled labour should sufficiently meet the growing demand.

2.0%

expected annual population growth

366,000

population

5%

unemployment rate

23,900

employed in construction

1,400

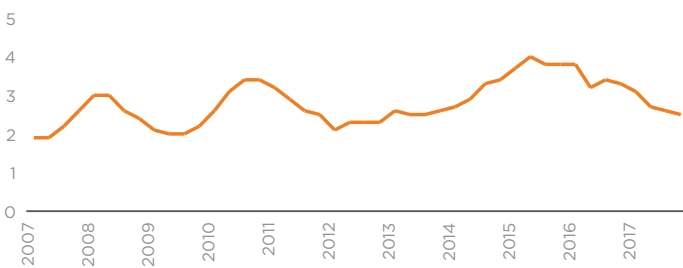
construction apprentices

9%

of QLD construction apprentices are in the Sunshine Coast region

Construction Apprentice Intake Rate

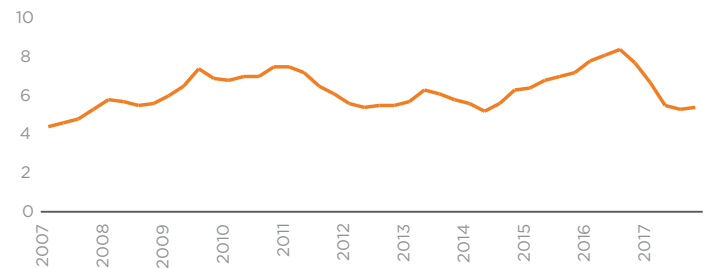
Apprentice commencements per 100 workers



Source: NCVER, ABS, CSQ

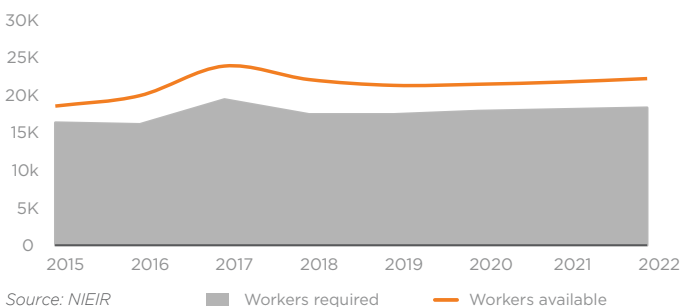
Construction Apprentice Training Rate

Apprentices in-training per 100 workers



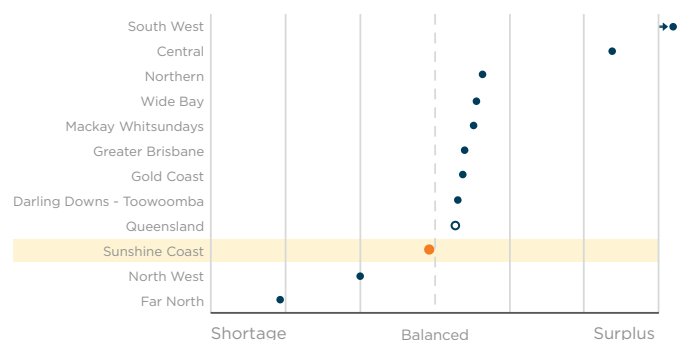
Source: NCVER, ABS, CSQ

Construction Workforce Outlook



Source: NIEIR

Trade Availability

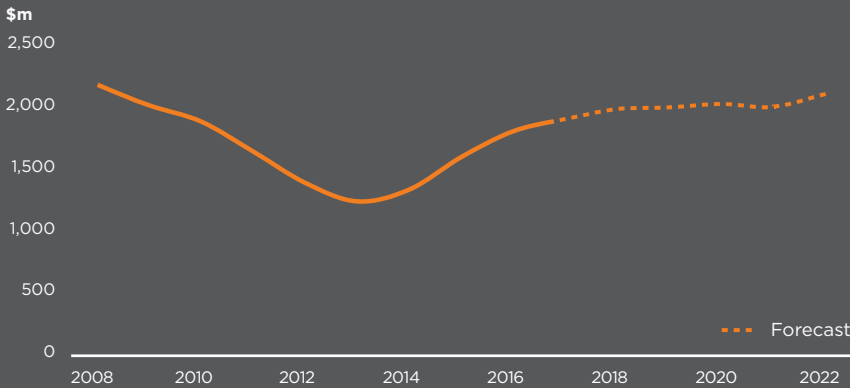


Source: NIEIR

NB: These figures reflect the overall balance of supply and demand for trades labour across all industries for 2019

Sectors in Focus for Sunshine Coast 2018-19

Activity - Residential



SOURCE: NIEIR



RESIDENTIAL - 52%

of overall activity in Sunshine Coast



COMMERCIAL - 12%

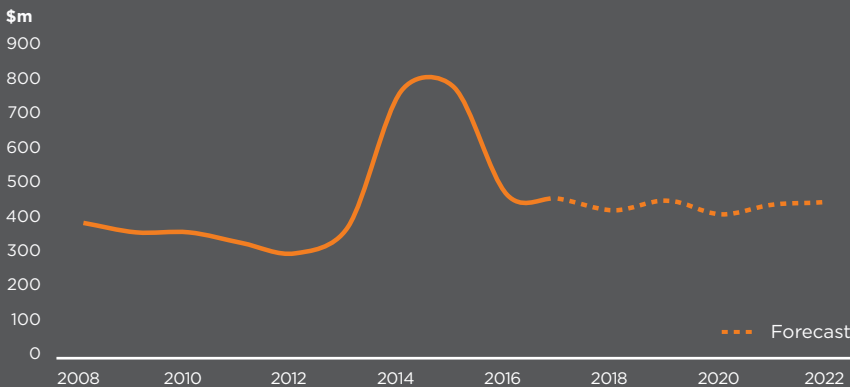
of overall activity in Sunshine Coast



ENGINEERING - 36%

of overall activity in Sunshine Coast

Activity - Commercial

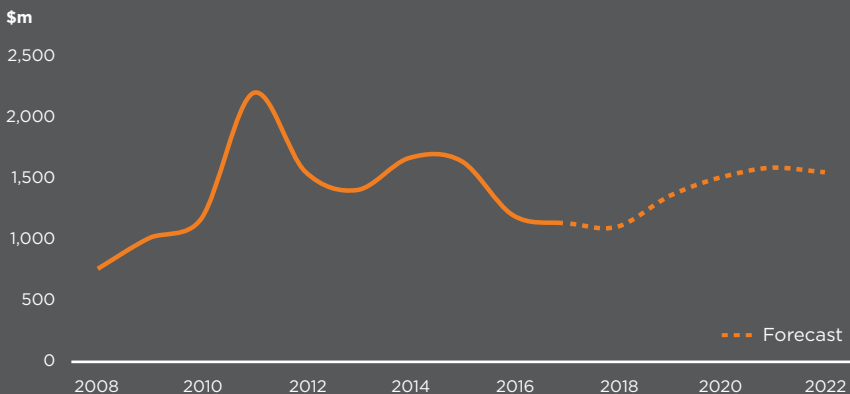


SOURCE: NIEIR

10%

of QLD construction businesses are located in this region

Activity - Engineering



7,800

construction businesses

- 60% Sole traders
- 39% SMEs (1-20)
- 1% Large (over 20)