

Regional Profile 2018-19

South West



With the smallest population in Queensland and minimal projects scheduled, there isn't much construction activity forecast for the region. Leaving the handful of local workers with little to do and a persistent surplus of labour.



-0.5%

expected annual population growth

7,100

population

8%

unemployment rate

190

employed in construction

20

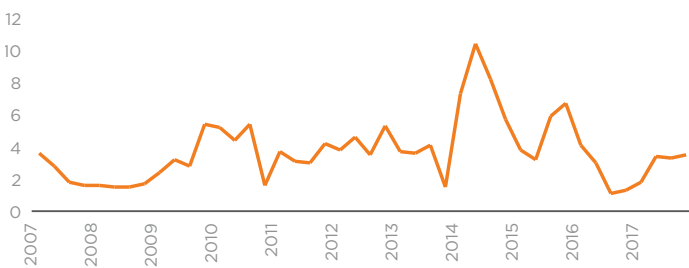
construction apprentices

0.1%

of QLD construction apprentices are in the South West region

Construction Apprentice Intake Rate

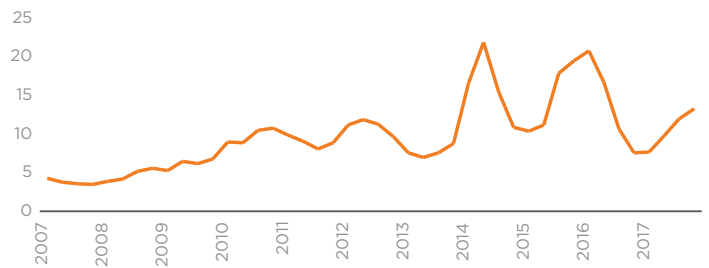
Apprentice commencements per 100 workers



Source: NCVER, ABS, CSQ

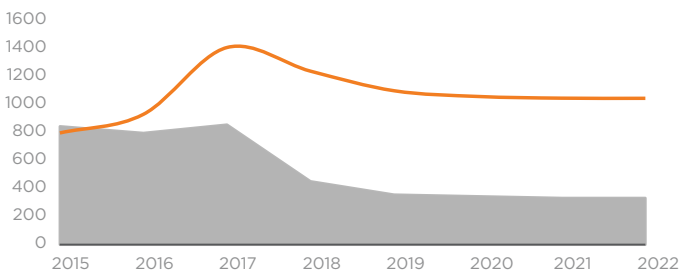
Construction Apprentice Training Rate

Apprentices in-training per 100 workers



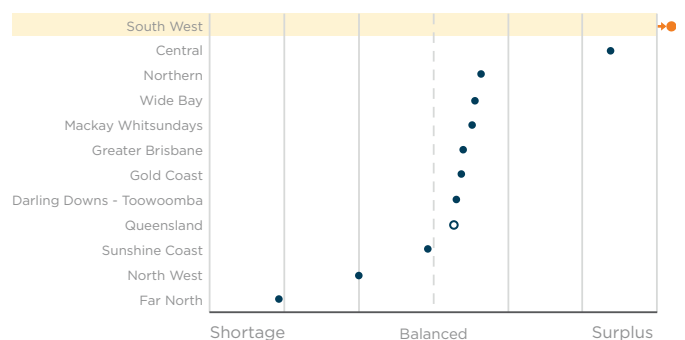
Source: NCVER, ABS, CSQ

Construction Workforce Outlook



Source: NIEIR

Trade Availability

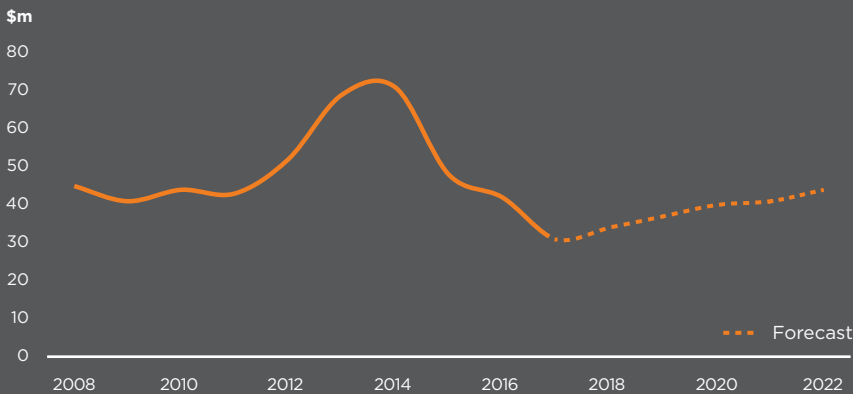


Source: NIEIR

NB: These figures reflect the overall balance of supply and demand for trades labour across all industries for 2019

Sectors in Focus for South West 2018-19

Activity - Residential



Source: NIEIR



RESIDENTIAL - 12%
of overall activity in South West

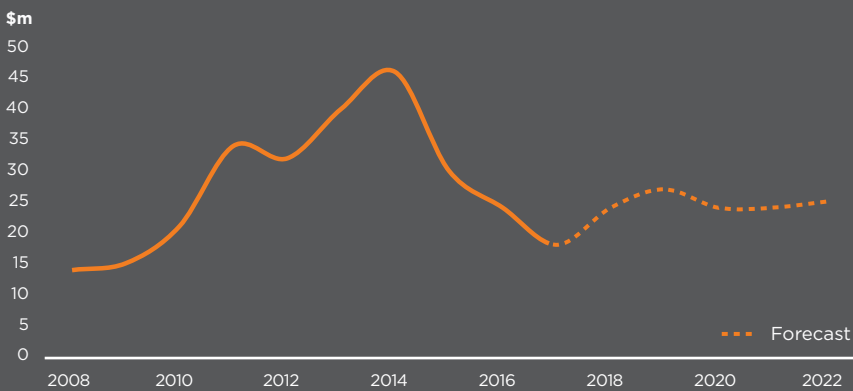


COMMERCIAL - 8%
of overall activity in South West



ENGINEERING - 80%
of overall activity in South West

Activity - Commercial

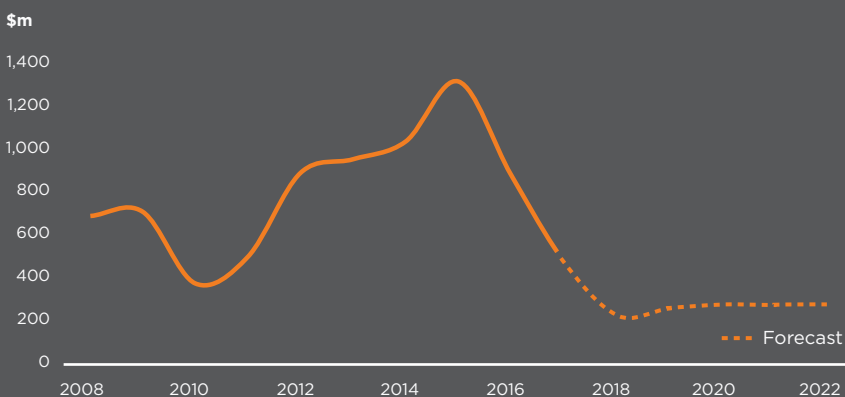


Source: NIEIR

0.2%

of QLD construction businesses are located in this region

Activity - Engineering



Source: NIEIR



- 68% Sole traders
- 32% SMEs (1-20)
- 0% Large (over 20)

Caution should be exercised when interpreting trends for this region. Statistics for lightly-populated regions often fluctuate randomly and dramatically from one year to the next, as small changes in numbers can result in large percentage changes.