

# Regional Profile 2018-19

## North West



Construction activity in the region has been a roller coaster ride driven by the ebb and flow of major civil projects over the past decade. North West's book of work is expected to rise again through 2018-19 alongside its neighbouring regions, bringing with it a labour shortage within the industry over the medium term.



**0.6%**

expected annual population growth

**30,200**

population

**11%**

unemployment rate

**1,000**

employed in construction

**90**

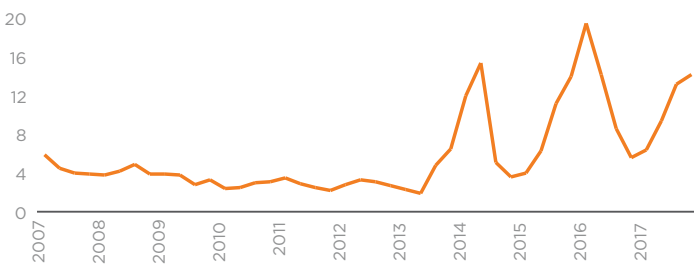
construction apprentices

**0.6%**

of QLD construction apprentices are in the North West region

### Construction Apprentice Intake Rate

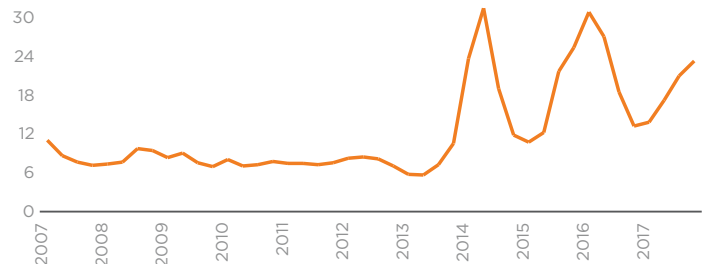
*Apprentice commencements per 100 workers*



Source: NCVER, ABS, CSQ

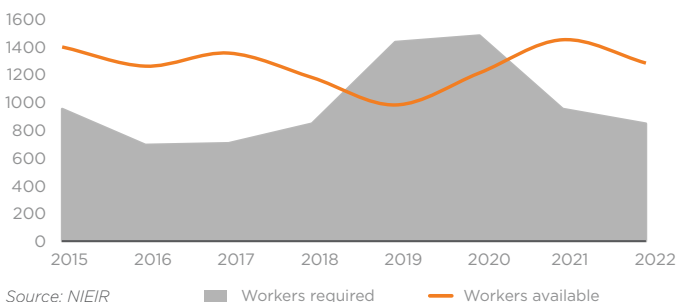
### Construction Apprentice Training Rate

*Apprentices in-training per 100 workers*



Source: NCVER, ABS, CSQ

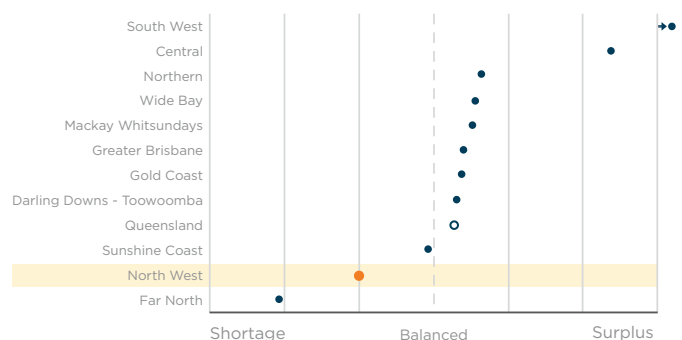
### Construction Workforce Outlook



Source: NIEIR

■ Workers required    — Workers available

### Trade Availability

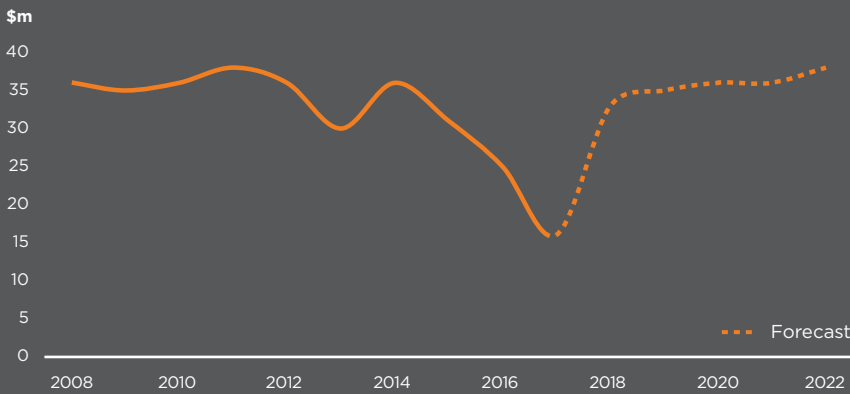


Source: NIEIR

NB: These figures reflect the overall balance of supply and demand for trades labour across all industries for 2019

# Sectors in Focus for North West 2018-19

## Activity - Residential



Source: NIEIR



**RESIDENTIAL - 3%**  
of overall activity in North West

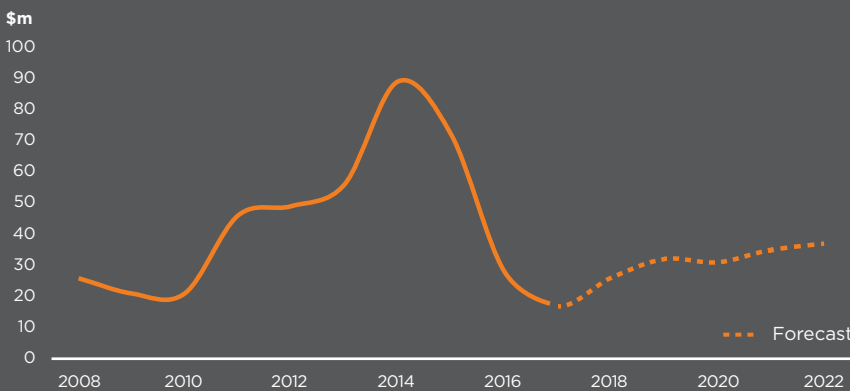


**COMMERCIAL - 3%**  
of overall activity in North West



**ENGINEERING - 94%**  
of overall activity in North West

## Activity - Commercial

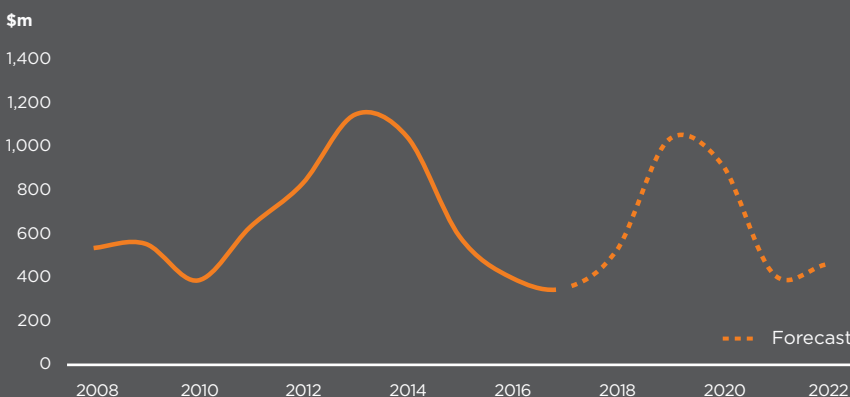


Source: NIEIR

**0.4%**

of QLD construction businesses are located in this region

## Activity - Engineering



Source: NIEIR



**290**

construction businesses

- 49% Sole traders
- 47% SMEs (1-20)
- 4% Large (over 20)

Caution should be exercised when interpreting trends for this region. Statistics for lightly-populated regions often fluctuate randomly and dramatically from one year to the next, as small changes in numbers can result in large percentage changes.