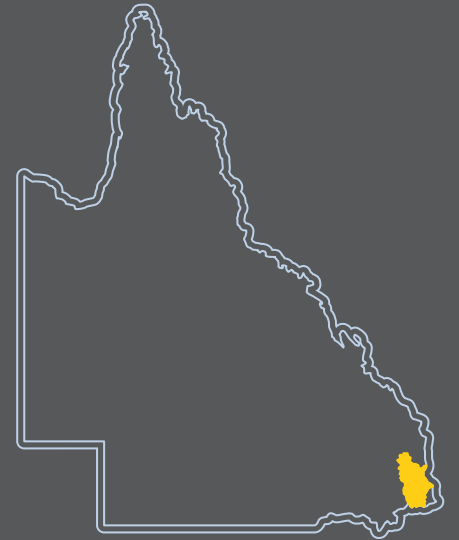


Regional Profile 2018-19

Greater Brisbane



The state's capital leads the way for other SEQ regions to follow. Strong population growth and low interest rates sparked the apartment boom. Now that commencements are slowing, civil and larger commercial projects are waiting in line to continue growth momentum. A healthy economy leaves the region with a balanced pool of labour to help support the growing region's needs.



1.8%

expected annual population growth

2,400,000

population

6%

unemployment rate

117,000

employed in construction

7,000

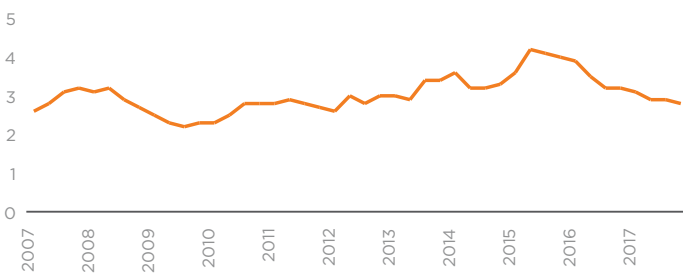
construction apprentices

46%

of QLD construction apprentices are in the Brisbane region

Construction Apprentice Intake Rate

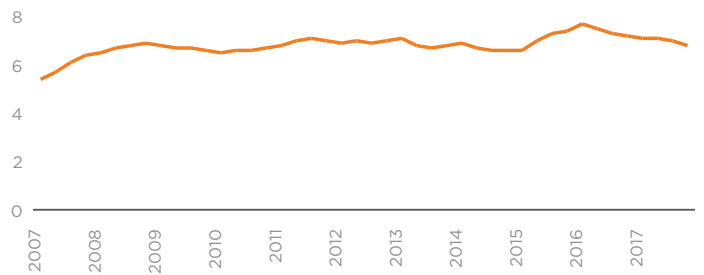
Apprentice commencements per 100 workers



Source: NCVER, ABS, CSQ

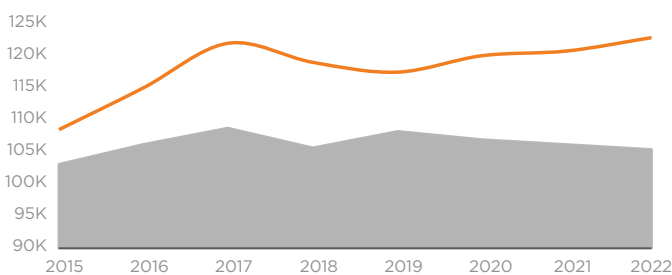
Construction Apprentice Training Rate

Apprentices in-training per 100 workers



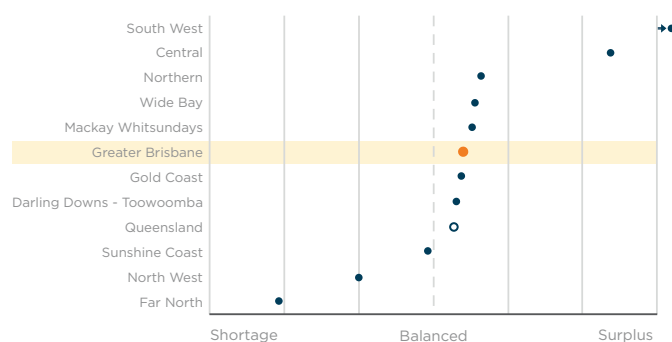
Source: NCVER, ABS, CSQ

Construction Workforce Outlook



Source: NIEIR

Trade Availability

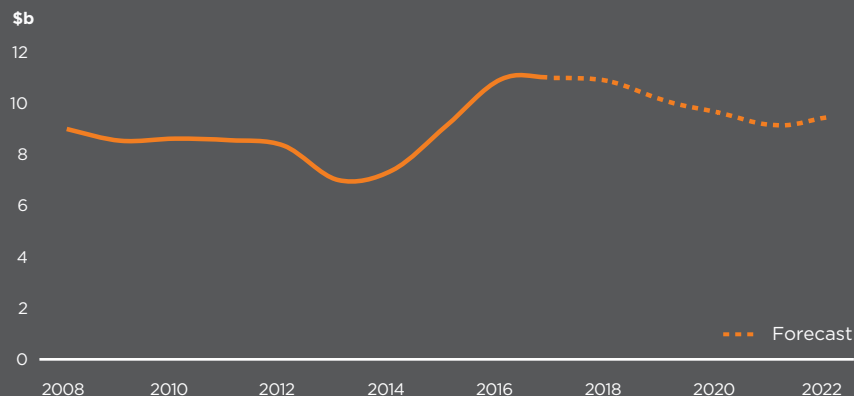


Source: NIEIR

NB: These figures reflect the overall balance of supply and demand for trades labour across all industries for 2019

Sectors in Focus for Greater Brisbane 2018-19

Activity - Residential



Source: NIEIR



RESIDENTIAL - 44%

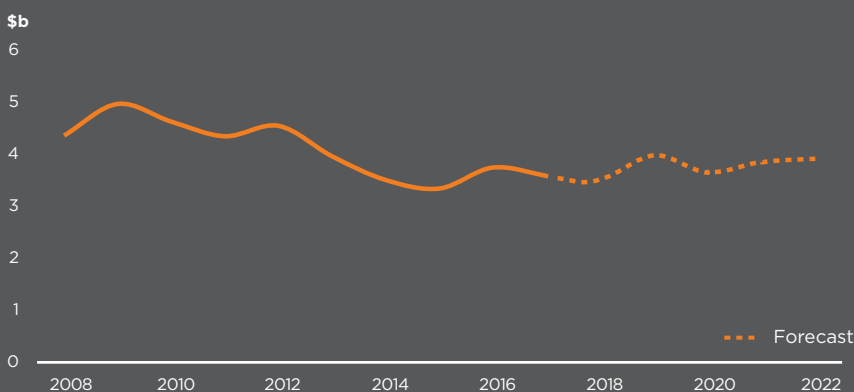
of overall activity in Greater Brisbane



COMMERCIAL - 17%

of overall activity in Greater Brisbane

Activity - Commercial



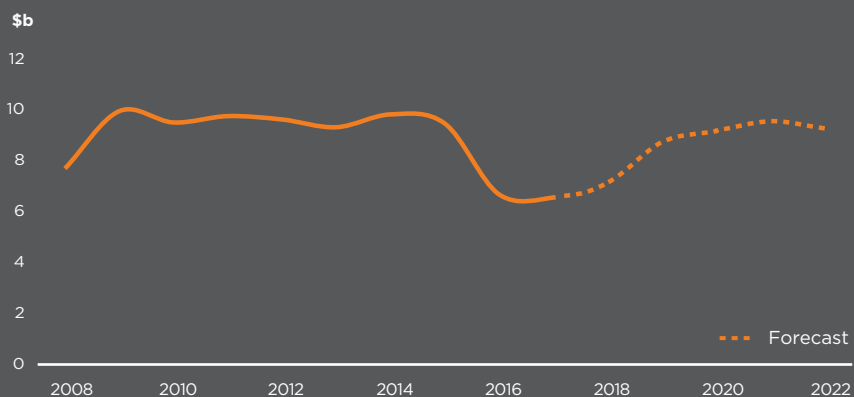
Source: NIEIR



ENGINEERING - 39%

of overall activity in Greater Brisbane

Activity - Engineering



Source: NIEIR

45%

of QLD construction businesses are located in this region



- 60% Sole traders
- 39% SMEs (1-20)
- 1% Large (over 20)