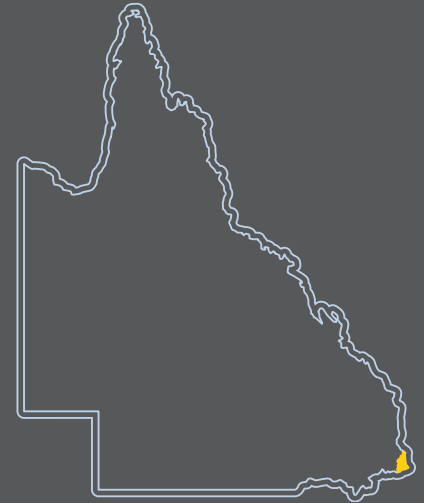


Regional Profile 2018-19

Gold Coast

CSQ

Apartment-mania recently swept through SEQ and now that we've found the ceiling, residential and commercial sectors will slowly contract. Engineering construction in the form of transport projects should be the next source of growth for the industry.



2.2%

expected annual population growth

607,000

population

5%

unemployment rate

37,800

employed in construction

2,500

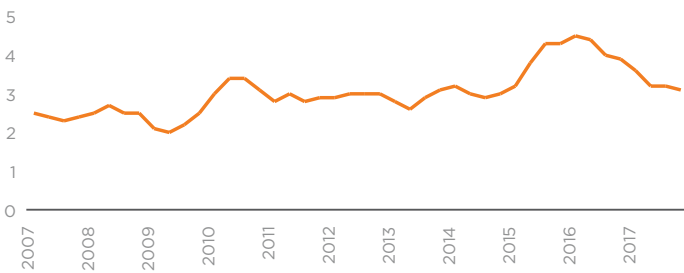
construction apprentices

16%

of QLD construction apprentices are in the Gold Coast region

Construction Apprentice Intake Rate

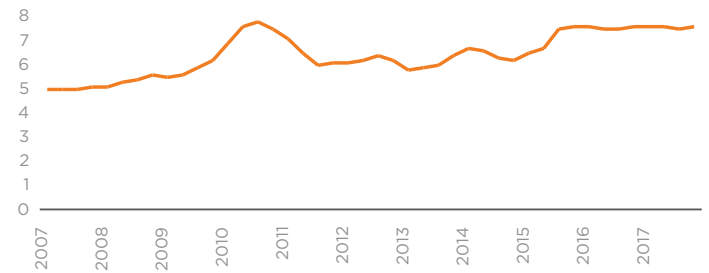
Apprentice commencements per 100 workers



Source: NCVER, ABS, CSQ

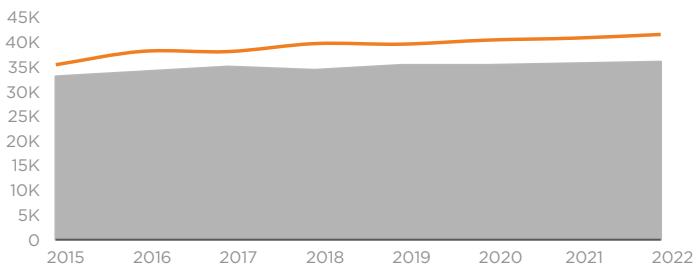
Construction Apprentice Training Rate

Apprentices in-training per 100 workers



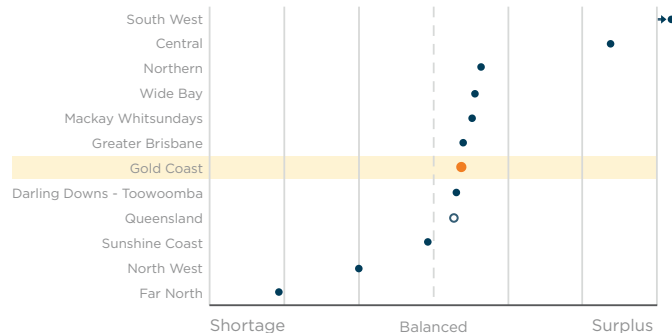
Source: NCVER, ABS, CSQ

Construction Workforce Outlook



Source: NIEIR

Trade Availability

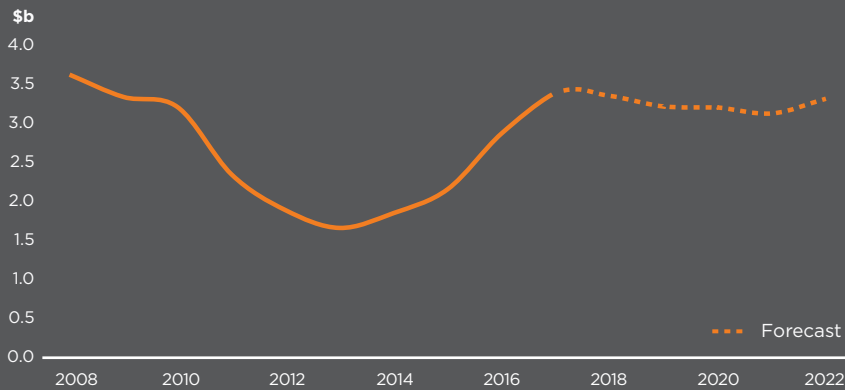


Source: NIEIR

NB: These figures reflect the overall balance of supply and demand for trades labour across all industries for 2019

Sectors in Focus for Gold Coast 2018-19

Activity - Residential



Source: NIEIR



RESIDENTIAL - 51%
of overall activity in Gold Coast

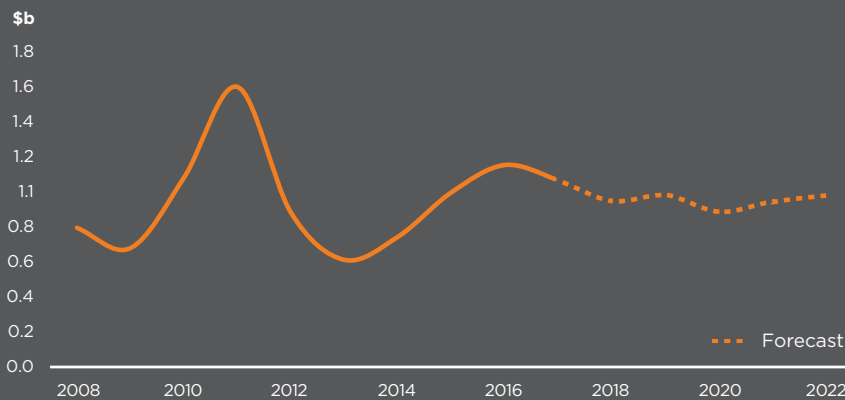


COMMERCIAL - 15%
of overall activity in Gold Coast



ENGINEERING - 34%
of overall activity in Gold Coast

Activity - Commercial

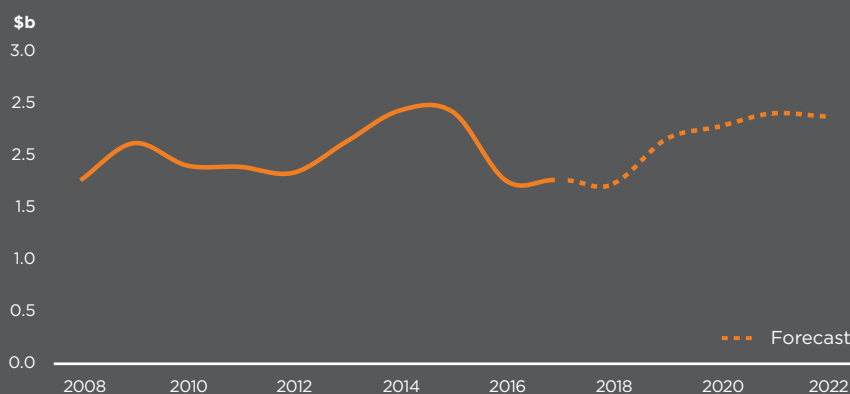


Source: NIEIR

17%

of QLD construction businesses are located in this region

Activity - Engineering



Source: NIEIR



- 63% Sole traders
- 36% SMEs (1-20)
- 1% Large (over 20)