

Regional Profile 2018-19

Central

CSQ

Construction activity is expected to sustain its recovery from previous year's low levels, narrowing the labour surplus and enabling employers to refocus on the development of apprentices. Relatively less favourable conditions outside of the construction industry leaves the region with an unemployment rate above the state average and an abundant pool of skilled trade labour.



1.4%

expected annual population growth

237,000

population

7%

unemployment rate

9,900

employed in construction

580

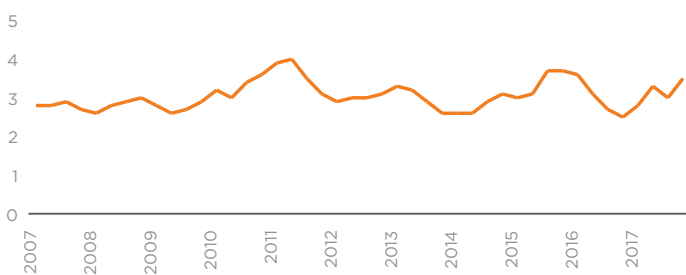
construction apprentices

4%

of QLD construction apprentices are in the Central region

Construction Apprentice Intake Rate

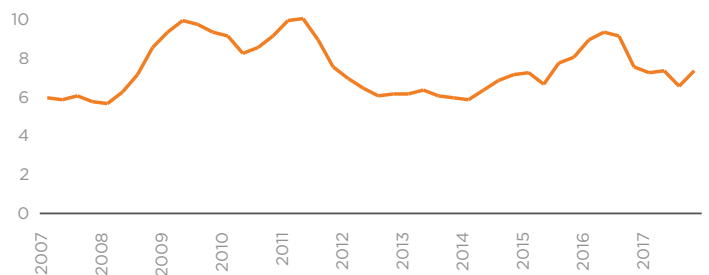
Apprentice commencements per 100 workers



Source: NCVER, ABS, CSQ

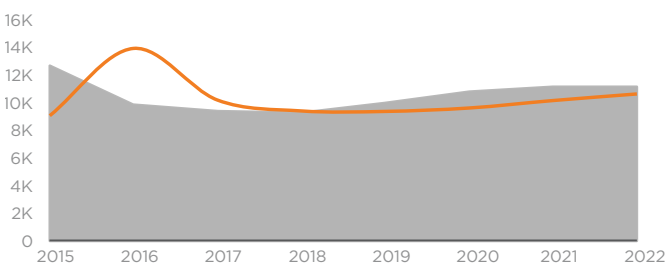
Construction Apprentice Training Rate

Apprentices in-training per 100 workers



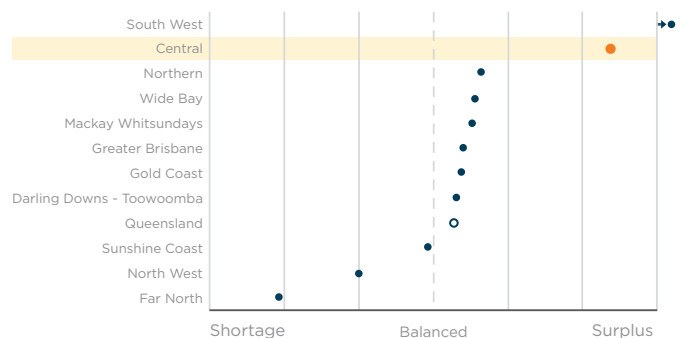
Source: NCVER, ABS, CSQ

Construction Workforce Outlook



Source: NIEIR

Trade Availability

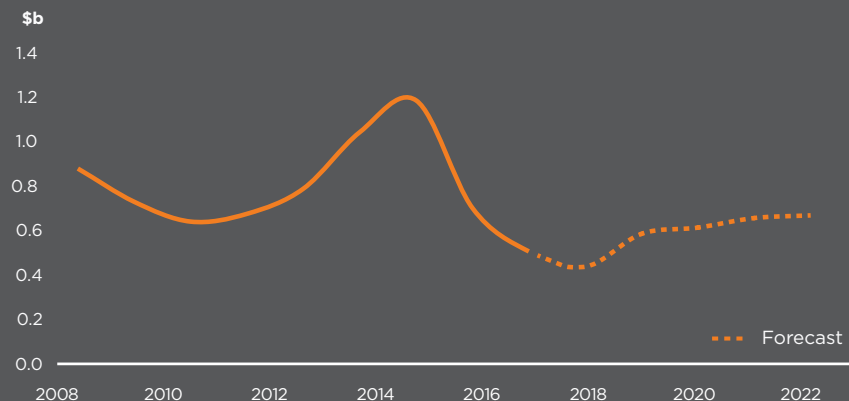


Source: NIEIR

NB: These figures reflect the overall balance of supply and demand for trades labour across all industries for 2019

Sectors in Focus for Central 2018-19

Activity - Residential



Source: NIEIR



RESIDENTIAL - 13%
of overall activity in Central

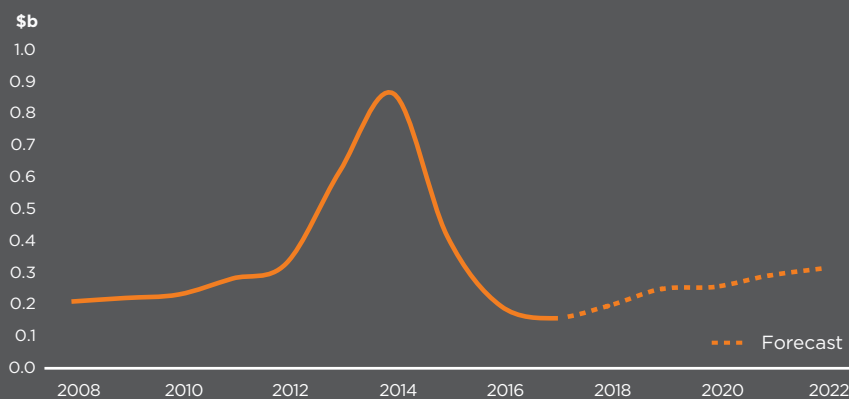


COMMERCIAL - 5%
of overall activity in Central



ENGINEERING - 82%
of overall activity in Central

Activity - Commercial

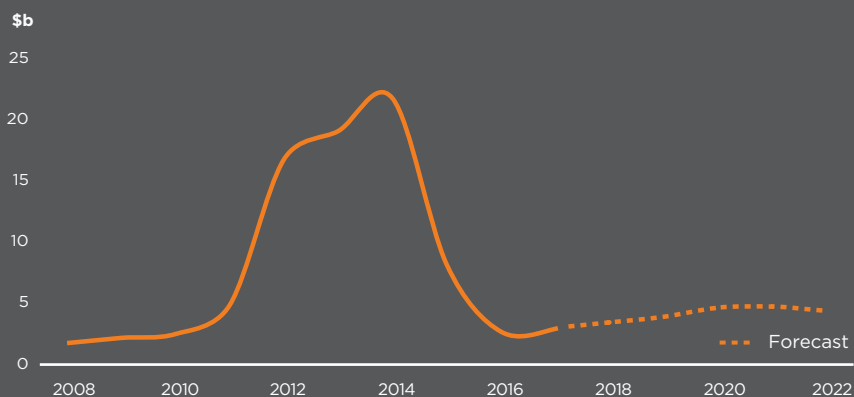


Source: NIEIR

4%

of QLD construction
businesses are located in
this region

Activity - Engineering



Source: NIEIR



- 55% Sole traders
- 44% SMEs (1-20)
- 1% Large (over 20)