

Apprentice Annual 2017

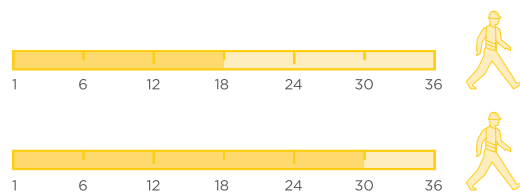
At a glance

SPECIAL FEATURE: Completion rates



AMONGST PEERS:


64% successfully complete a construction apprenticeship vs 67% of Bachelor university students.



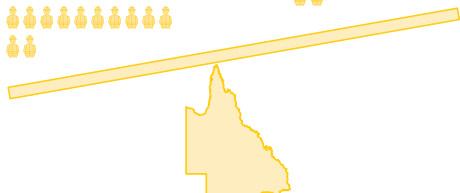
THE 18 MONTH ITCH:

50% of non-completers leave within the first 18 months. Around 80% within 2 and a half years.

SUPPLY

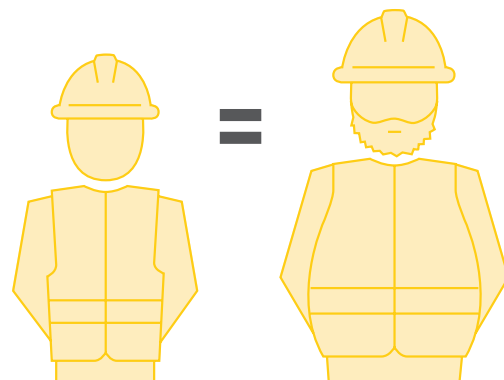


DEMAND



SUPPLY SURPLUS

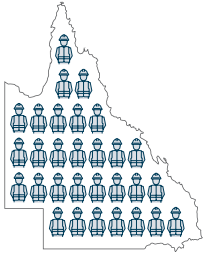
The supply of new workers exceeds the industry's needs.



ON FOR YOUNG AND OLD

Younger and older apprentices complete at similar rates.

Current apprenticeship trends



APPRENTICES ABOUND:

There are just under 24,000 construction apprentices in Queensland.



SEQ SKEW:

2/3 of construction apprentices are employed in SEQ.



FOR EVERY 100 WORKERS


FUTURE PROOFING:

Construction takes on 3.3 apprentices for every 100 workers – more than any other industry.



WOMEN WANTED:

Only 2.7% of apprentices are female – but it's increasing slowly.



CAREER OF CHOICE:

1 in 5 new apprenticeships in 2015-16 was in construction.



HOUSING HIGHEST

Our apprentices are mostly employed in the residential sector.



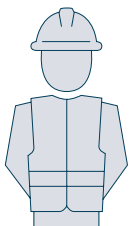
TRADIE TRIFECTA:

Carpenters, electricians and plumbers account for 2/3 of our apprentices.



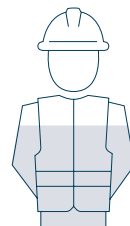
BUILDING QUEENSLAND

1 in 10 employed Queenslanders works in construction.



INDIGENOUS INCREASE:

More than double the number of Indigenous apprentices are completing compared to ten years ago.



UNDER 19YRS

NOT JUST A TEEN SCENE:

Less than half of new apprentices conform to the conventional image of apprentices as young school-leavers.